







# Adults and Communities Performance 2024/25



## April 2024 to March 2025


### Performance Rating and Progress

	Performing <b>better</b> than the latest national average or local target		Performance has <b>improved</b> on last year
	Performing <b>similar</b> to the latest national average or local target		Performance is <b>similar</b> to last year
	Performing <b>below</b> the latest national average or local target		Performance is <b>not as good</b> as last year

## PREVENT NEED

<b>Leicestershire County Council's Strategic Plan 2022-26</b>	<b>Safe and Well</b> Carers and People with care needs are supported to live active, independent, and fulfilling lives
---	---

Measure	Description	Aim	Rating	Progress	2024/25 Performance	2023/24 Performance
<b>ASCOF 3C1</b>	% of SUs who find it easy to find information	High	66.4% 23/24 Nat. Ave.		61.1%	59.3%
<b>ASCOF 3C2</b>	% of carers who find it easy to find information	High	59.1% 23/24 Nat. Ave.		Survey is biennial and will next run in October 2025	56.1%

Measure	Description	Aim	Rating	Progress	2024/25 Performance	2023/24 Performance
<b>Local</b>	Hours of Volunteering (Heritage & libraries)	High	20.0k Local target 2024/25		21.1k	19.6k

<b>Leicestershire County Council's Strategic Plan 2022-26</b>	<b>Great Communities</b> Cultural and historical heritage are enjoyed and conserved
---	--

Measure	Description	Aim	Rating	Progress	2024/25 Performance	2023/24 Performance
Local	Heritage visits	High	136.0k Local Target 2024/25	▲	140.2k	134.1k
Local	Library visits	High	780.0k Local Target 2024/25	▲	765.0k	615.1k
Local	Total library loans	High	2,420.3k Local Target 2024/25	▲	2,532.5k	2,384.5k
Local	Junior loans	High	845.0k Local Target 2024/25	▼	756.6k	833.3k
Local	E-loans	High	1,026.7k Local Target 2024/25	▲	1,258.4k	1,006.6k
Local	Total community library issues	N/A	For Information Only	N/A	273.8k	305.2k
Local	Community library children's issues.	N/A	For Information Only	N/A	156.3k	180.12k
Local	Attendances at Creative Learning Service workshops	High	14.0k Local Milestone Mar-24 (Academic year)	▼	14.5k	15.9k

<b>Leicestershire County Council's Strategic Plan 2022-26</b>	<b>Strong Economy, Transport, and Infrastructure</b> There is close alignment between skill supply and demand
---	--


Measure	Description	Aim	Rating	Progress	2024/25 Performance	2023/24 Performance
Local	Leicestershire Adult Learning Service (LALS) Success Rate	High	84.0% Local Target 2024/25 (Academic year)	◀▶	85.8%	85.3%

# REDUCE NEED

## Leicestershire County Council's Strategic Plan 2022-26

### Improved Opportunities





Young people and adults are able to aim high and reach their full potential

Measure	Description	Aim	Rating	Progress	2024/25 Performance	2023/24 Performance
<b>ASCOF 2E</b>	% of adults with a learning disability living at home or with family	High	81.6% 23/24 Nat. Ave.		87.2% (1,198 out of 1,374)	85.3% (1,206 out of 1,414)

## Leicestershire County Council's Strategic Plan 2022-26

### Safe and Well

Carers and People with care needs are supported to live active, independent, and fulfilling lives

Measure	Description	Aim	Rating	Progress	2024/25 Performance	2023/24 Performance
<b>ASCOF 5A1</b>	% of SUs who had as much social contact as they would like	High	45.6% 23/24 Nat. Ave		39.6%	44.9%
<b>ASCOF 5A2</b>	% of carers who had as much social contact as they would like	High	30.0% 23/24 Nat. Ave.		Survey is biennial and will next run in October 2025	25.4%
<b>Local</b>	Number of people awaiting a care assessment	Low	<773 Position as at 31 <sup>st</sup> Mar 2024		711 End of March 2025	773 End of March 2024
<b>Local</b>	Number of people awaiting a care assessment for more than six months	Low	<36 Position as at 31 <sup>st</sup> Mar 2024		61 (8.6% of total waiting at end of Mar-25)	36 (4.7% of total waiting at end of Mar-24)

# DELAY NEED

## Leicestershire County Council's Strategic Plan 2022-26

### Safe and Well

Carers and People with care needs are supported to live active, independent, and fulfilling lives

Measure	Description	Aim	Rating	Progress	2024/25 Performance	2023/24 Performance
<b>ASCOF 2A</b>	% of people who had no need for ongoing services following reablement	High	79.4% 23/24 Nat. Ave		88.7% (3,912 out of 4,408)	89.6% (3,857 out of 4,305)
<b>ASCOF 2D</b> <i>BCF<sup>1</sup></i>	Living at home 91 days after hospital discharge and reablement	High	83.8% 23/24 Nat. Ave		90.7% (582 out of 642)	88.1% (538 out of 611)
<b>ASCOF 2B</b>	Permanent admissions to care (aged 18-64) per 100,000 pop.	Low	15.2 per 100k pop. 23/24 Nat. Ave		13.3 per 100k Pop. Forecast 58 Admissions in 24/25	14.3 per 100k Pop. Actual 62 Admissions in 23/24
<b>ASCOF 2C</b> <i>BCF</i>	Permanent admissions to care (aged 65+) per 100,000 pop.	Low	566.0 per 100k pop. 23/24 Nat. Ave		583 per 100k Pop. Forecast 898 Admissions in 24/25	563 per 100k Pop. Actual 867 Admissions in 23/24

<sup>1</sup> The Better Care Fund (BCF) programme supports local systems to successfully deliver the integration of health and social care in a way that supports person-centred care, sustainability and better outcomes for people and carers.

# MEET NEED

## Leicestershire County Council's Strategic Plan 2022-26

### Safe and Well

Carers and People with care needs are supported to live active, independent, and fulfilling lives

Measure	Description	Aim	Rating	Progress	2024/25 Performance	2023/24 Performance
<b>ASCOF 3D</b>	Adult aged 18+ receiving direct payments	High	25.5% 23/24 Nat. Ave	▼	33.0% (1,671 out of 5,069)	35.6% (1,795 out of 5,043)

## Leicestershire County Council's Strategic Plan 2022-26

### Safe and Well

People at most risk are protected from harm

Measure	Description	Aim	Rating	Progress	2024/25 Performance	2023/24 Performance
<b>ASCOF 4A</b>	% of service users who say they feel safe	High	71.1% 23/24 Nat. Ave.	▼	66.8%	72.2%
<b>ASCOF 4B</b>	% of safeguarding enquiries where the identified risk was reduced or removed	High	National data not yet published	◀▶	95.1% (647 out of 680)	95.9% (521 out of 543)
<b>Local</b>	% of service users who received their annual review	High	58.8% 23/24 Nat. Ave	▲	77.3% (4,024 out of 5,204)	73.7% (3,898 out of 5,286)

This page is intentionally left blank